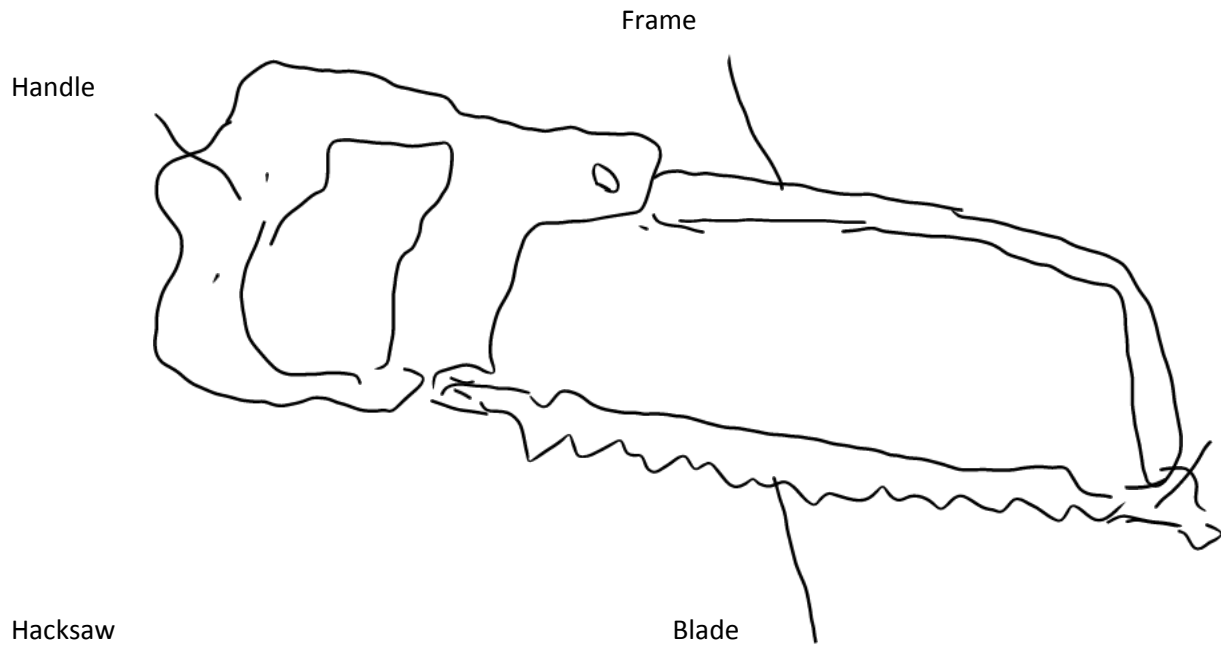


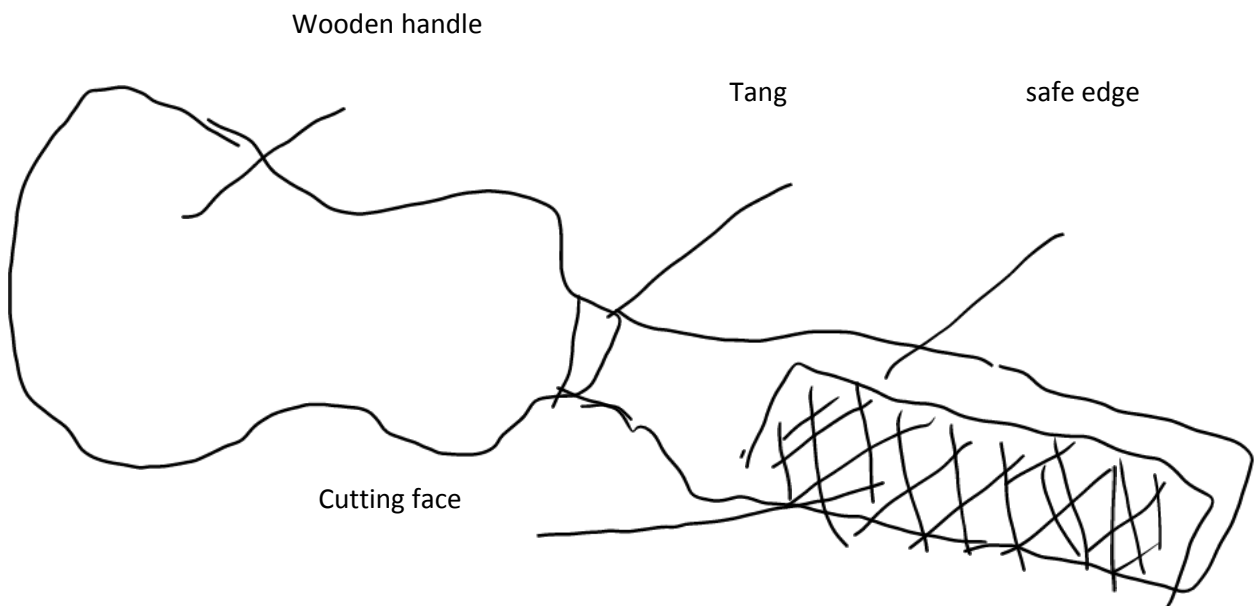
**CUTTING TOOLS**; Cutting tools are used for cutting materials by sawing, filing, chiselling or scraping.

Examples of cutting tools are hacksaw, file, chisel and scrapers.

1, Hacksaw; It is used mainly for cutting metals in metal workshop. It consists of two parts; frame and blade.



2, File; Files are used for finishing jobs to the required sizes and shapes after they have been previously cut, using either a chisel or hacksaw.



3, Chisel; Chisels are mainly chipping tools used for shaping metals where finishing by other means such as filing cannot be carried out.

4,Scrapper;They are used for removing imperfection from a surface that has been previously worked on

**Assignment /Activity**

**1,Draw and label the different types of files and Chisels in metal workshop**

**2,State the uses of the above files and chisel drawn**

**3,visit any tool store or metal workshop close to you, Draw and label parts of the following driving tools in the metal workshop and also state their uses;**

**1,Ball Pein hammer**

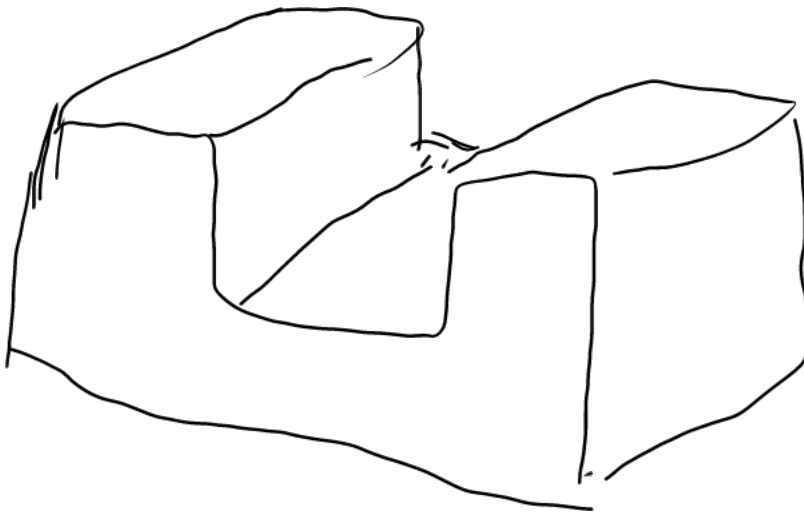
**2,Straight Pein hammer**

**3,Flat screwdriver**

**4,Starscrewdriver**

**5,Square punch**

**6,Pin punch**



**7,With the aid of your cutting tools, specifically the chisel and hacksaw, cut out from a workpiece of any material to give you the shape shown in above diagram.**

**8,After cutting out the shape shown in above diagram, file your workpiece to a final finish. Snap it and submit your work for assessment, please, to enable me to assess your work, ensure you submit it in wps office or pdf via whatsapp +2348069373792.**

**For any question call me on;+2348069373792.STAY SAFE!**